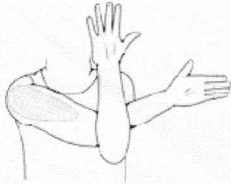
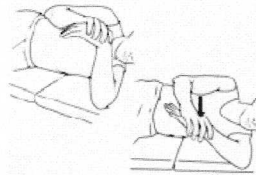


Posterior Shoulder Stretching Program



*Bring involved arm across in front of body as shown.
 *Hold elbow with other arm.
 *Gently flex the bent arm which will pull the other arm across chest until a stretch is felt in the back of shoulder.



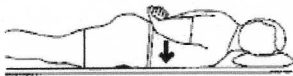
*Lie on your side on a flat surface.
 *Bring involved arm across in front of body as shown.
 *Push down on hand toward table.
 *Gently pull across chest until a stretch is felt in the back of shoulder.



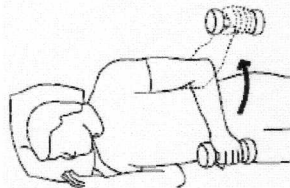
*Raise involved arm over and behind head, elbow bent.
 *Grasp elbow or wrist of involved arm with uninvolved arm.
 *Pull gently.



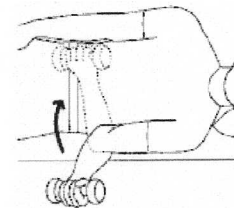
*Hold involved arm over shoulder with towel as shown.
 *Grasp towel with uninvolved arm.
 *Slowly pull downward until a gentle stretch is felt, in back of shoulder.



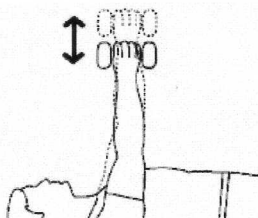
*Lie face down, place hand behind back as far as possible.
 *Try to relax into stretch.
 *A small pillow may be placed between upper arm and floor, to make stretch less intense.



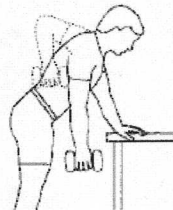
*Lie on involved side, elbow bent at 90 degrees, arm at side.
 *With or without weight, pull hand inward across body, as shown.



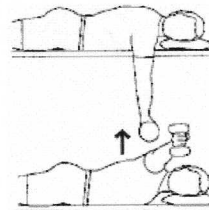
*Lie on involved side, elbow bent at 90 degrees, arm at side.
 *With or without weight, pull hand inward across body, as shown.



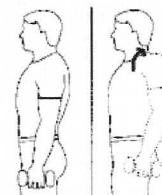
*Lie on back, arm straight and extended.
 *Move arm up toward ceiling as far as possible as shown.



*Slightly bend hips and knees and support upper body with other arm as shown.
 *Lift arm up, raising elbow to shoulder height.



*Lie face down, arms down and thumbs upward.
 *Raise arms and hands to shoulder height, keeping elbows straight and squeezing shoulder blades together.



*Stand with arms at side, with or without weight.
 *Raise shoulders upward towards ears, and roll backwards.